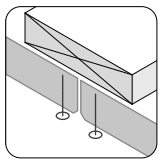
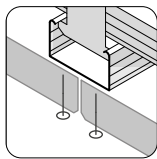
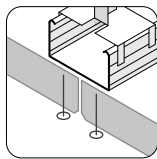
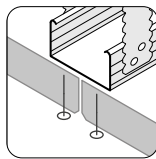










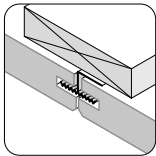
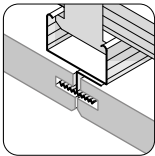

































Monteret med synlige skruer

KANT	OPHÆNG				MODULMÅL				TYKKELSE	
									25 mm	35 mm
 K0 (retkantet)	●	●	●	●	●	●	●	●	●	●
 K5 (5 mm fas)	●	●	●	●	●	●	●	●	●	●
 K11 (11 mm fas)	●	●	●	●	●	●	●	●	●	●
 K0-U (retkantet med U-spor)	●	●	●	●	●	●	●	●	●	●
 K5-F (med fals)	●	●	●	●	●	●	●	●	●	●
 K5-FU (med fals til U-kantspor)	●	●	●	●	●	●	●	●	●	●

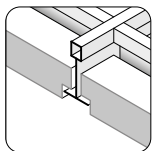
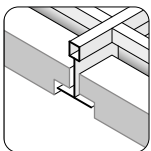
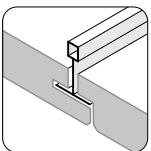
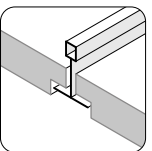










Tykkelse (mm)	25	35
Vægt (kg/m ²)		
Grov	10,4	15,0
Fin	10,6	13,9
Ultrafin	11,4	15,2
Extrem fin	11,7	15,5

Monteret med skjulte KN-beslag

KANT	OPHÆNG		MODULMÅL				TYKKELSE	
							25 mm	35 mm
 K0-N								
 K5-N								
 K11-N								

Tykkelse (mm)	25	35
Vægt (kg/m ²)		
Grov	10,4	15,0
Fin	10,6	13,9
Ultrafin	11,4	15,2
Extrem fin	11,7	15,5

Monteret i T-skiner

KANT	OPHÆNG				MODULMÅL				TYKKELSE		
											NOTE
	Demonterbar montering i ned- hængte synlige T24-skiner	Demonterbar montering i ned- hængte synlige T35-skiner	Demonterbar mon- tering i nedhængte, skjulte T35-skiner	Demonterbar montering i synlige, langsgående T35- skinner	600 x 600	600 x 1190	600 x 1200	600 x 2400	25 mm	35 mm	
 K0-S	●	●		●	●		●		●		
 K0-FS	●	●		●	●		●		●	●	1) 2) 3)
 K5-FS	●	●		●	●		●		●	●	1) 2) 3)
 K5-FN			●		●		●			●	1)

1. For montering i synlige, langsgående T35-skiner samt montering i nedhængte, skjulte T-35 skinner gælder, at pladens kantbearbejdning er forskellig på kort- og langkanter
2. Pladetykkelse 35 mm er beregnet til T35-skinnesystemer
3. Plademodul 600 x 600 mm er ikke kompatibelt med synlige, langsgående T35-skiner

Tykkelse (mm)	25	35
Vægt (kg/m ²)		
Grov	10,4	15,0
Fin	10,6	13,9
Ultrafin	11,4	15,2
Extrem fin	11,7	15,5